






ISO 9001:2000
REGISTERED

GTM9200P200



**Switcher, 200 Watt, Family, Single Output,
Open Frame Universal Input, Medical, Class I**



ELECTRICAL SPECIFICATIONS:

INPUT RANGE:
90-264 VAC

INPUT LINE FREQUENCY:
47-63Hz

INPUT CURRENT:
<3.2A RMS @ 90VAC

INRUSH CURRENT:
40A TYPICAL, COLD START @ 25°C

EFFICIENCY:
80% TYPICAL AT FULL LOAD

POWER FACTOR:
0.99 TYPICAL

TURN-ON DELAY:
2 SECOND TYPICAL @ 115VAC NOMINAL LINE

INPUT LINE PROTECTION:
MOV TRANSIENT PROTECTED. INPUT LINE FUSE PROVIDED ON-BOARD

SOFT START:
STANDARD ON ALL MODELS

MAXIMUM POWER:
200 WATTS WITH FREE AIR CONVECTION COOLING

ADJUSTMENT RANGE:
± 10%

LOAD REGULATION:
± 2% MEASURED AT THE CONNECTOR SIDE

LINE REGULATON:
± 0.5% MEASURED AT THE CONNECTOR SIDE

HIGH FREQUENCY RIPPLE:
1% OF OUTPUT VOLTAGE, PEAK TO PEAK

TURN ON/OFF OVERSHOOT:
5% MAXIMUM, 1mS RECOVERY TIME

HOLD-UP TIME:
20 mS @ 200W LOAD, 115VAC NOMINAL LINE

TRANSIENT RESPONSE:
1mS RECOVERY TO WITHIN 1% OF THE REGULATION BAND WITH NO MORE THAN 5% OUTPUT VOLTAGE DEVIATION @ 50% LOAD STEP.

OVERLOAD PROTECTION:
PROTECTED @ 115-130% OF FULL LOAD RATING FOLD BACK

SHORT CIRCUIT:
FOLDBACK, AUTORECOVER UPON REMOVAL OF SHORT

OVERVOLTAGE:
10% TO 20% ABOVE NOMINAL OUTPUT, LATCH

INDICATOR:
GREEN LED FOR OUTPUT PRESENCE

FAN OUTPUT:
12V @ 0.15A (UNREGULATED)

MODEL DESCRIPTION:
GTM9200P1323.3-X.X TO 20048-X.X
GT: GLOBTEK SERIES
M: MEDICAL GRADE
9200: FAMILY DESIGNATOR
1323.3 TO 20048: 132W 3.3V TO 200W 48V OUTPUT
POWER OUTPUT VOLTAGE
X.X: OUTPUT VOLTAGE DEVIATION FROM STANDARD MODEL BY SUBTRACTING X.X VOLT FROM STANDARD OUTPUT VOLTAGE.
S: INPUT HEADER AND OUTPUT METAL TERMINAL ON BOARD.
R: IEC INPUT RECEPTACLE AND OUTPUT METAL TERMINAL ON BOARD.
HIOXXX: INPUT AND OUTPUT WIRE HARNESS. WHERE XXX CAN BE FROM 000 TO 999 (MAXIMUM LENGHT FOR INPUT IS 100MM AND 200MM FOR OUTPUT).
HORXXX: IEC INPUT RECEPTACLE ON BOARD AND OUTPUT WIRE HARNESS. WHERE XXX CAN BE FROM 000 TO 999 (MAXIMUM WIRE LENGHT FOR OUTPUT IS 200MM).
HOXXX: INPUT HEADER ON BOARD AND OUTPUT WIRE HARNESS. WHERE XXX CAN BE FROM 000 TO 999 (MAXIMUM WIRE LENGTH FOR OUTPUT IS 200MM).
HIXXX: INPUT WIRE HARNESS. OUTPUT METAL TERMINAL ON BOARD. WHERE XXX CAN BE FROM 000 TO 999 (MAXIMUM WIRE LENGTH FOR INPUT IS 100MM).

REMOTE ON/OFF:
OPEN, INHIBITS OUTPUT.

DC POWER GOOD:
TTL LOGIC GOES HIGH AFTER THE OUTPUT IS IN REGULATION. IT GOES LOW WHEN THERE IS LOSS OF REGULATION.

REMOTE SENSE:
COMPENSATE FOR 0.5V LEAD DROP. WILL OPERATE WITHOUT REMOTE SENSE CONNECTION.

TEMPERATURE COEFFICIENT:
± 0.02% PER °C, TYPICAL

OPERATING TEMPERATURE:
0° TO 50°C FOR MODELS WITH OUTPUT <12V
0° TO 60°C FOR MODELS WITH OUTPUT ≥12V

STORAGE TEMPERATURE:
-40° TO 85°C

RELATIVE HUMIDITY:
OPERATING; 0-90% NON-CONDENSING

ALTITUDE:
UP TO 10000 FEET

RANDOM VIBRATION/TRANSIENT DROP:
MIL-STD 810E

MTBF:
>100,000 HOURS @ 25° AMBIENT TEMPERATURE, FULL LOAD, NOMINAL LINE, MIL-217 STD.

SAFETY:
HIPOT (PRI-SEC)
5656 VDC

EARTH LEAKAGE:
< 0.3mA @ 50/60Hz, 264 VAC INPUT

APPROVAL:
UL60601-1, CUL TO 22.2 NO. 60601-1, CB REPORT, DEMKO TO EN60601-1.

EMI:
EN55022 CLASS B AND FCC PART 15, TESTED WITH RESISTIVE LOAD.

CE MARK:
EN61000-3-2, EN61000-3-3 AND EN50082-1, INCLUDING EN61000-4-2 (SYSTEM LEVEL), EN61000-4-3, EN61000-4-4, EN61000-4-5, EN61000-4-6, EN61000-4-11 LEVEL 4

NOTES:

- MEDICAL VERSION IS DESIGNED NOT TO BE USED IN SYSTEM WITH DIRECT PATIENT CONTACT.
- ALL MEASUREMENTS ARE MADE DIRECTLY AT THE TERMINALS OF THE SUPPLY.
- OUTPUT RIPPLE AND SPIKE ARE MEASURED DIRECTLY AT THE OUTPUT TERMINALS OF THE POWER SUPPLY WITH 10µF TANTALUM AND 0.1µF CERAMIC CAPACITORS CONNECTED IN PARALLEL. PEAK-TO-PEAK METERING EQUIPMENT MUST HAVE A 20 MHz FREQUENCY RESPONSE WITH PROBES AND CABLES THAT MAINTAIN A FREQUENCY RESPONSE OF 20Hz TO 20MHz. OUTPUT RIPPLE SPECS OF 3.3V AND 5V MODELS IS 2% OF RESPECTIVE OUTPUT VOLTAGE.
- CONDUCTED AND RADIATED EMI WERE PERFORMED WITH RESISTIVE LOAD SET TO FULL. PSU AND RESISTIVE LOAD WERE MOUNTED TOGETHER IN A 30 x 30 x 3 mm ALUMINUM PLATE.
- REMOTE SENSE WIRE SHOULD BE TWISTED TOGETHER WHEN USED.
- ALL MEASUREMENTS ARE MADE AT 25°C AMBIENT TEMPERATURE AND ARE TYPICAL.
- MOUNTING MAXIMUM INSERTION DEPTH IS 3MM.
- GLOBTEK PRODUCTS ARE NOT AUTHORIZED TO BE USED AS MISSION CRITICAL COMPONENTS WITHOUT PRIOR WRITTEN APPROVAL FROM THE CEO OF GLOBTEK INC.
- SPECIFICATIONS ARE SUBJECT TO CHANGE WITHOUT PRIOR NOTICE.



SPECIFICATIONS MAY CHANGE WITHOUT PRIOR NOTICE. CONSULT GLOBTEK CUSTOMER SERVICE FOR LATEST SPECIFICATIONS.

www.globtek.com

+1.201.784.1000



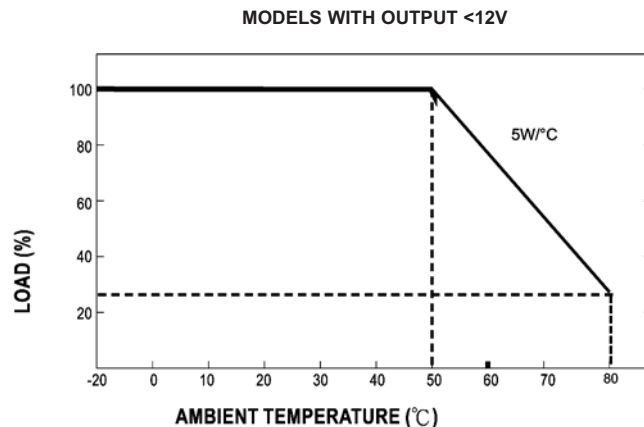
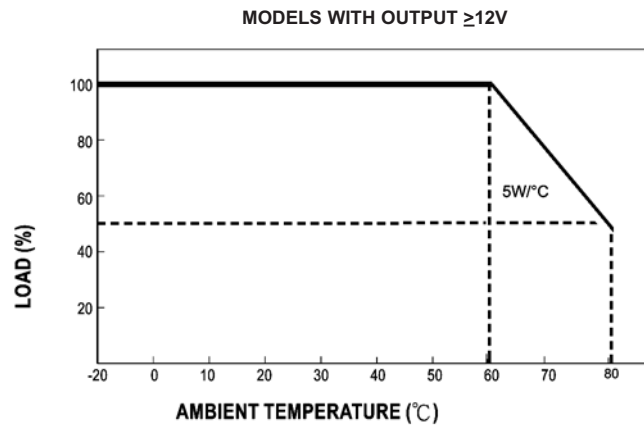
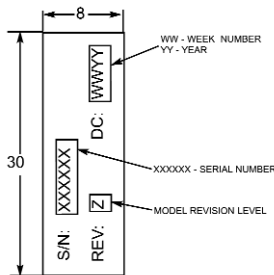
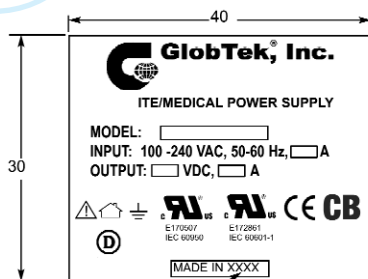

**Switcher, 200 Watt, Family, Single Output,
Open Frame Universal Input, Medical, Class I**



**OUTPUT VOLTAGE / CURRENT:
200 WATTS MODELS, NATURAL CONVECTION**

MODEL NUMBER	OUTPUT VOLTAGE (VDC)	OUTPUT CURRENT (A)	RATED OUTPUT POWER (W)
GTM9200P1323.3-X.X [S or R or HIOXXX or HORXXX or HOXXX or HIXXX]	+3.30	0 - 40.00	0 - 132
GTM9200P2005-X.X [S or R or HIOXXX or HORXXX or HOXXX or HIXXX]	+5.00	0 - 40.00	0 - 200
GTM9200P2007.5-X.X [S or R or HIOXXX or HORXXX or HOXXX or HIXXX]	+7.50	0 - 26.67	0 - 200
GTM9200P2009-X.X [S or R or HIOXXX or HORXXX or HOXXX or HIXXX]	+9.00	0 - 22.22	0 - 200
GTM9200P20012-X.X [S or R or HIOXXX or HORXXX or HOXXX or HIXXX]	+12.00	0 - 16.67	0 - 200
GTM9200P20015-X.X [S or R or HIOXXX or HORXXX or HOXXX or HIXXX]	+15.00	0 - 13.33	0 - 200
GTM9200P20018-X.X [S or R or HIOXXX or HORXXX or HOXXX or HIXXX]	+18.00	0 - 11.11	0 - 200
GTM9200P20024-X.X [S or R or HIOXXX or HORXXX or HOXXX or HIXXX]	+24.00	0 - 8.33	0 - 200
GTM9200P20036-X.X [S or R or HIOXXX or HORXXX or HOXXX or HIXXX]	+36.00	0 - 5.55	0 - 200
GTM9200P20048-X.X [S or R or HIOXXX or HORXXX or HOXXX or HIXXX]	+48.00	0 - 4.17	0 - 200

OUTPUT DERATING



SPECIFICATIONS MAY CHANGE WITHOUT PRIOR NOTICE. CONSULT GLOBTEK CUSTOMER SERVICE FOR LATEST SPECIFICATIONS.



ISO 9001:2000
REGISTERED

GTM9200P200







**Switcher, 200 Watt, Family, Single Output,
Open Frame Universal Input, Medical, Class I**

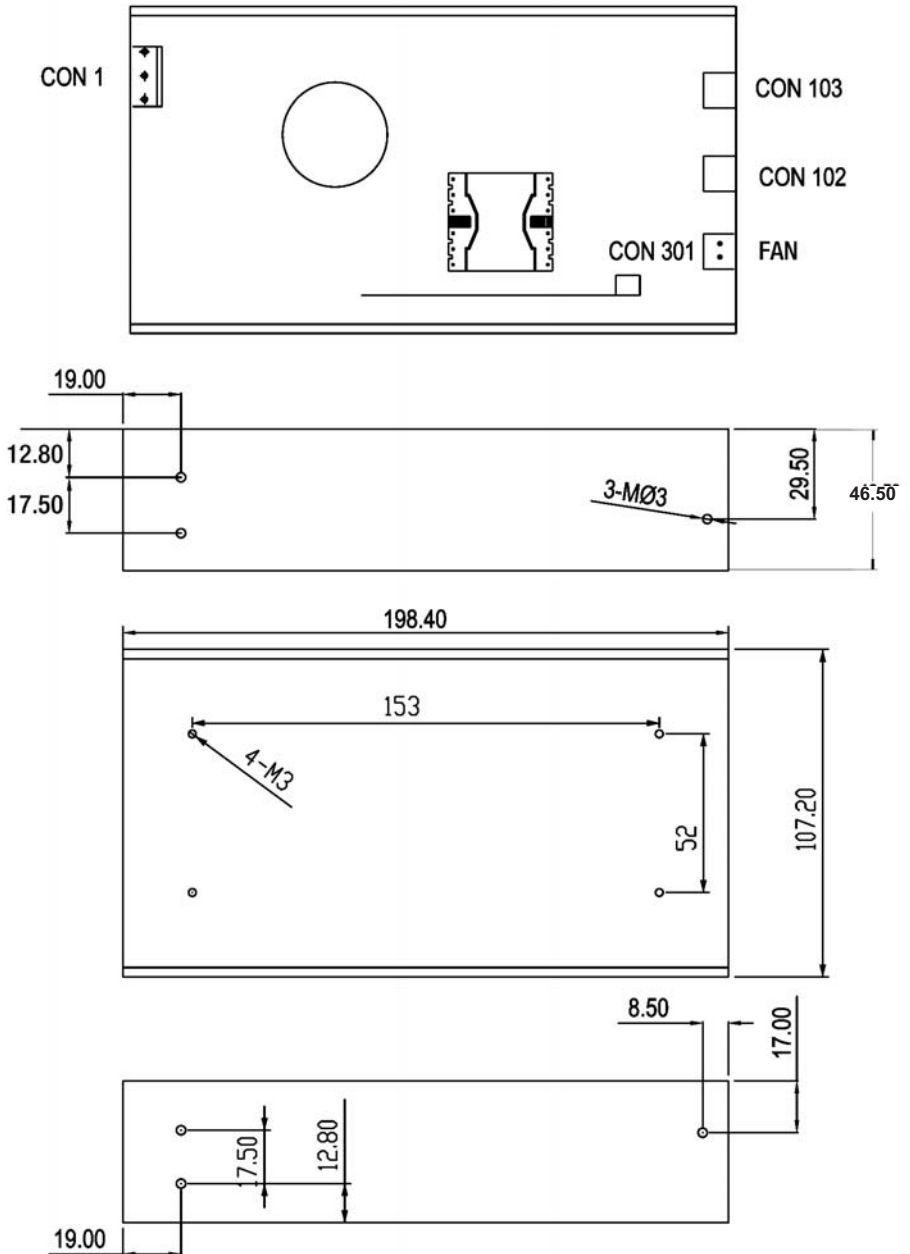


MECHANICAL SPECIFICATION

SIZE: 198.40 x 107.20 x 46.50 mm



PIN ASSIGNMENTS:
CON1: (PIN 1: EARTH,
PIN 3: LIVE, PIN 5: NEUTRAL)
MOLEX P/N 26-62-4051
(FOR S and HOXXX versions)
MOLEX P/N 09-50-3051, CRIMP
TERMINAL P/N 08-52-0071 (FOR
HIXXX and HIOXXX versions)
INALWAYS P/N 0707-1
(FOR VERSIONS R and HORXXX)
CON102 (POSITIVE),
CON103 (COMMON):
M4X6 SCREW TERMINAL
(FOR S, R and HIXXX versions)
MOLEX P/N 39-01-2165 (FOR
HIOXXX, HIXXX, HOXXX and
HORXXX versions)
MATING CONNECTORS:
CON1:
MOLEX P/N 09-50-3051, CRIMP
TERMINAL P/N 08-52-0071
(FOR VERSIONS S and HOXXX)
MOLEX P/N 26-62-4051
(FOR VERSIONS HIXXX and
HIOXXX)
CON102 / CON103:
MOLEX P/N 39-28-8160, CRIMP
TERMINAL P/N 44485-1211
(FOR VERSIONS HIOXXX, HIXXX,
HOXXX and HORXXX)



SPECIFICATIONS MAY CHANGE WITHOUT PRIOR NOTICE. CONSULT GLOBTEK CUSTOMER SERVICE FOR LATEST SPECIFICATIONS.

www.globtek.com

+1.201.784.1000