



ISO 9001:2000
REGISTERED



GTM21089 SERIES-19W

0-19 Watts, Wall Plug-In, N.A., Japan, Europe, U.K., Australia, Universal Input, Single Output Family, Medical Class I & II

Part Number Ordering System (See Page 224)
Output Plug/Cord Options (See Page 189)



ELECTRICAL SPECIFICATIONS:

INPUT VOLTAGE:
90 VAC TO 264 VAC

INPUT CURRENT:
< 0.5 A RMS AT 90 VAC INPUT

INPUT FREQUENCY:
47 HZ - 63 HZ

OUTPUT CURRENT:
NO LOAD TO FULL LOAD, NO MINIMUM LOAD REQUIRED

OUTPUT POWER (RATED):
19 WATTS MAX

OUTPUT RIPPLE (PEAK TO PEAK):
≤ 1% TYP

OUTPUT REGULATION (LINE/LOAD):
± 5% FOR MAIN OUTPUT, MEASURED AT O/P CONNECTOR

LINE REGULATION:
± 1% MAX AT FULL LOAD

TURN ON/ TURN OFF OVERSHOOT:
5% MAX 500µs MAX RECOVERY TIME FOR 25% STEP LOAD

TURN-ON DELAY:
1 SEC TYPICAL

HOLD-UP TIME:
10 mSEC MIN AT NOMINAL INPUT AND FULL LOAD

INRUSH CURRENT:
30 A TYPICAL AT COLD START FOR N.A. (40A FOR EURO)

EFFICIENCY:
75% TYPICAL

SWITCHING FREQUENCY:
100 KHZ TYPICAL; VARIES WITH LINE AND LOAD

OVER-VOLTAGE PROTECTION:
VOLTAGE LIMITED LESS 130% OF NOMINAL VOLTAGE, CROWBAR METHOD

OVER-CURRENT / SHORT CIRCUIT:
MOMENTARY SHORT CIRCUIT PROTECTED, OUTPUT WILL AUTORECOVER UPON REMOVAL OF SHORT.

OTHER PROTECTION:
INPUT LINE AND NEUTRAL FUSING

SAFETY APPROVALS:
UL 60601-1, CUL TO 22.2 NO. 601, TUV EN60601, AND cTUVus TO UL 60601-1 FOR CLASS I AND CLASS II; PSE TO J60950, CE FOR EMC, CB REPORT


DIELECTRIC WITHSTAND VOLTAGE:
5656 VDC (4000 VAC) PRIMARY-SECONDARY
2121 VDC (1500 VAC) PRIMARY- GROUND

LEAKAGE CURRENT:
< 300 µA AT 264VAC INPUT VOLTAGE

LINE SURGE:
EN 61000-4-5 LEVEL 4

OUTPUT VOLTAGE / CURRENT: CLASS I MODELS, FUNCTIONAL GROUND

MODEL NUMBER	OUTPUT VOLTAGE (VDC)	OUTPUT CURRENT (A)	RATED OUTPUT POWER (W)
GTM21089-1003-W3(W3U, W3A)	+3.3	0 - 2.6	0-9
GTM21089-1305-1.0-W3(W3U, W3A)	+4.0	0 - 2.6	0-10
GTM21089-1305-X.X-W3(W3U, W3A)	+5.0	0 - 2.6	0-13
GTM21089-1506-X.X-W3(W3U, W3A)	+6.0	0 - 2.5	0-15
GTM21089-1509-2.0-W3(W3U, W3A)	+7.0	0 - 2.0	0-15
GTM21089-1509-1.0-W3(W3U, W3A)	+8.0	0 - 1.8	0-15
GTM21089-1509-X.X-W3(W3U, W3A)	+9.0	0 - 1.7	0-15
GTM21089-1512-2.0-W3(W3U, W3A)	+10.0	0 - 1.5	0-15
GTM21089-1512-1.0-W3(W3U, W3A)	+11.0	0 - 1.3	0-15



EMI:

COMPLIES WITH EN55022 AND EN55011, CLASS B AND FCC PART 15 CLASS B WHEN TESTED WITH A RESISTIVE LOAD, BOTH CONDUCTED AND RADIATED

CE MARK:

EN55011, Group 1, Class B, EN5022 Class B, EN55011, Group 1, Class B; EN55024 / EN60601-1-2 / IEC 61000-4-3:2002; EN55024 / EN60601-1-2 / IEC 61000-4-6:2001; EN55024 / EN60601-1-2 / IEC 61000-4-8:2001; EN55024 / EN60601-1-2 / IEC 61000-4-11:2001; EN55024 / EN60601-1-2 / IEC 61000-4-4:2001; EN55024 / EN60601-1-2 / IEC 61000-4-2:2001; EN55024 / EN60601-1-2 / IEC 61000-4-5:2001; EN55024 / EN 61000-3-3 A1: 2001 / EN 61000-3-3 A1: 2001; EN55024 / EN 61000-3-2:2001 / EN 61000-3-2:2001. UNIT IS ELIGIBLE FOR CE MARK.

MTBF:

GREATER THAN 200,000 HOURS AT 25°C AMBIENT TEMPERATURE, AND NOMINAL LINE AT FULL LOAD PER MIL-217.

OPERATING TEMPERATURE:

0° C TO 40° C

STORAGE TEMPERATURE:

-10° C TO 80° C

HUMIDITY:

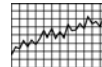
0% TO 90% RELATIVE HUMIDITY

MODEL NUMBER CODE:

GT-2: INTERNAL CODE;
M: MEDICAL MODEL
1089: FAMILY DESIGNATION;
1003 TO 1948: POWER/INPUT VOLTAGE;
W: WALL PLUG IN;
3: CLASS II WITH FUNCTIONAL EARTH (3 PRONG)
2: CLASS II, DOUBLE INSULATED;
-E,U,A: PLUG CONFIGURATION: N.A.; EURO; U.K.; AUSTRALIA

NOTES:

- EACH OUTPUT CURRENT MAY VARY WITHIN ITS DESIGNATION RANGE, AS LONG AS OUTPUT POWER IS NOT EXCEEDED.
- OUTPUTS ARE AVAILABLE FROM 3.3V-48V IN 0.1V INCREMENTS
- (X.X) OPTIONAL FOR SPECIFYING OUTPUT VOLTAGE DEVIATION FROM STANDARD MODEL: SUBTRACTING X.X VOLTS FROM STANDARD OUTPUT VOLTAGE.




SEE APPENDIX "C" FOR ELECTRICAL PERFORMANCE CURVES

SPECIFICATIONS MAY CHANGE WITHOUT PRIOR NOTICE. CONSULT GLOBTEK CUSTOMER SERVICE FOR LATEST SPECIFICATIONS.



ISO 9001:2000
REGISTERED



**0-19 Watts, Wall Plug-In, N.A., Japan, Europe, U.K., Australia,
Universal Input, Single Output Family, Medical Class I & II**

Part Number Ordering System (See Page 224)
Output Plug/Cord Options (See Page 189)



MODEL NUMBER		OUTPUT VOLTAGE (VDC)	OUTPUT CURRENT (A)	RATED OUTPUT POWER (W)
GTM21089-1512-X.X-W3(W3U, W3A)		+12.0	0 - 1.25	0-15
GTM21089-1815-2.0-W3(W3U, W3A)		+13.0	0 - 1.15	0-15
GTM21089-1815-1.2-W3(W3U, W3A)		+13.8	0 - 1.09	0-15
GTM21089-1815-1.0-W3(W3U, W3A)		+14.0	0 - 1.07	0-15
GTM21089-1815-X.X-W3(W3U, W3A)		+15.0	0 - 1.2	0-18
GTM21089-1818-2.0-W3(W3U, W3A)		+16.0	0 - 1.2	0-18
GTM21089-1818-1.0-W3(W3U, W3A)		+17.0	0 - 1.0	0-18
GTM21089-1818-X.X-W3(W3U, W3A)		+18.0	0 - 1.0	0-18
GTM21089-1824-5.0-W3(W3U, W3A)		+19.0	0 - 0.95	0-18
GTM21089-1824-4.0-W3(W3U, W3A)		+20.0	0 - 0.90	0-18
GTM21089-1824-X.X-W3(W3U, W3A)		+24.0	0 - 1.0	0-18
GTM21089-1948-20.4-W3(W3U, W3A)	(TUV/NRTL REPLACES UL/NRTL)	+27.6	0 - 0.65	0-18
GTM21089-1940-18.0-W3(W3U, W3A)	(TUV/NRTL REPLACES UL/NRTL)	+30.0	0 - 0.6	0-18
GTM21089-1948-12.0-W3(W3U, W3A)	(TUV/NRTL REPLACES UL/NRTL)	+36.0	0 - 0.5	0-19
GTM21089-1948-X.X-W3(W3U, W3A)	(TUV/NRTL REPLACES UL/NRTL)	+48.0	0 - 0.4	0-19

**OUTPUT VOLTAGE / CURRENT:
CLASS II MODELS, DOUBLE INSULATED**

GTM21089-0903-W2(W2E, W2U, W2A)		+3.3	0 - 2.6	0-9
GTM21089-0905-1.0-W2(W2E, W2U, W2A)		+4.0	0 - 2.6	0-9
GTM21089-1305-X.X-W2(W2E, W2U, W2A)		+5.0	0 - 2.6	0-13
GTM21089-1506-X.X-W2(W2E, W2U, W2A)		+6.0	0 - 2.5	0-15
GTM21089-1509-2.0-W2(W2E, W2U, W2A)		+7.0	0 - 2.0	0-15
GTM21089-1509-1.0-W2(W2E, W2U, W2A)		+8.0	0 - 1.8	0-15
GTM21089-1509-X.X-W2(W2E, W2U, W2A)		+9.0	0 - 1.7	0-15
GTM21089-1512-2.0-W2(W2E, W2U, W2A)		+10.0	0 - 1.5	0-15
GTM21089-1512-1.0-W2(W2E, W2U, W2A)		+11.0	0 - 1.3	0-15
GTM21089-1512-X.X-W2(W2E, W2U, W2A)		+12.0	0 - 1.25	0-15
GTM21089-1815-2.0-W2(W2E, W2U, W2A)		+13.0	0 - 1.15	0-15
GTM21089-1815-1.2-W2(W2E, W2U, W2A)		+13.8	0 - 1.09	0-15
GTM21089-1815-1.0-W2(W2E, W2U, W2A)		+14.0	0 - 1.07	0-15
GTM21089-1815-X.X-W2(W2E, W2U, W2A)		+15.0	0 - 1.2	0-18
GTM21089-1818-2.0-W2(W2E, W2U, W2A)		+16.0	0 - 1.2	0-18
GTM21089-1818-1.0-W2(W2E, W2U, W2A)		+17.0	0 - 1.0	0-18
GTM21089-1818-X.X-W2(W2E, W2U, W2A)		+18.0	0 - 1.0	0-18
GTM21089-1824-5.0-W2(W2E, W2U, W2A)		+19.0	0 - 0.95	0-18
GTM21089-1824-4.0-W2(W2E, W2U, W2A)		+20.0	0 - 0.90	0-18
GTM21089-1824-X.X-W2(W2E, W2U, W2A)		+24.0	0 - 1.0	0-18
GTM21089-1948-20.4-W2(W2E, W2U, W2A)	(TUV/NRTL REPLACES UL/NRTL)	+27.6	0 - 0.65	0-18
GTM21089-1940-18.0-W2(W2E, W2U, W2A)	(TUV/NRTL REPLACES UL/NRTL)	+30.0	0 - 0.6	0-18
GTM21089-1948-12.0-W2(W2E, W2U, W2A)	(TUV/NRTL REPLACES UL/NRTL)	+36.0	0 - 0.5	0-19
GTM21089-1948-X.X-W2(W2E, W2U, W2A)	(TUV/NRTL REPLACES UL/NRTL)	+48.0	0 - 0.4	0-19



SPECIFICATIONS MAY CHANGE WITHOUT PRIOR NOTICE. CONSULT GLOBTEK CUSTOMER SERVICE FOR LATEST SPECIFICATIONS.




ISO 9001:2000
REGISTERED

GTM21089 SERIES-19W



**0-19 Watts, Wall Plug-In, N.A., Japan, Europe, U.K., Australia,
Universal Input, Single Output Family, Medical Class I & II**

Part Number Ordering System (See Page 224)
Output Plug/Cord Options (See Page 189)



INDOOR USE ONLY



ENCLOSURES



NORTH AMERICA: W3

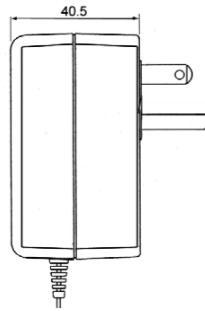
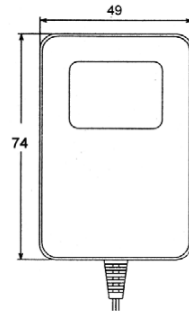
SIZE:

74 x 49 x 40.5 ± 0.5 mm

INPUT CONNECTOR:

CONFIGURATION:

NEMA 5-15 / JIS 8303 WITH
2 BLADES & GROUND PIN



UNITED KINGDOM: W3U

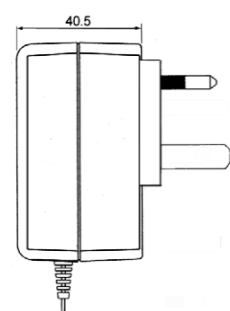
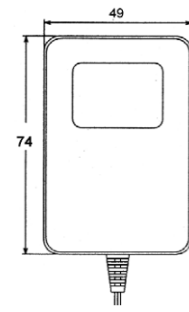
SIZE:

74 x 49 x 40.5 ± 0.5 mm

INPUT CONNECTOR:

CONFIGURATION:

BS 1363 / 3 PRONGS



NORTH AMERICA/ JAPAN: W2

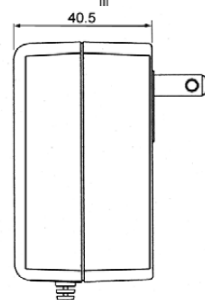
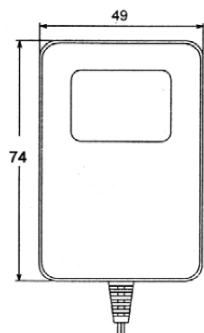
SIZE:

74 x 49 x 40.5 ± 0.5 mm

INPUT CONNECTOR:

CONFIGURATION:

NEMA 1-15 / JIS 8303
CLASS II
WITH 2 BLADES



EUROPE: W2E

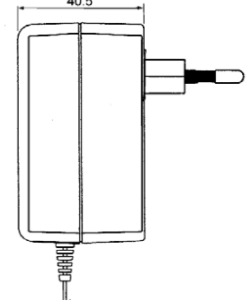
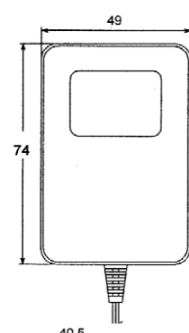
SIZE:

74 x 49 x 40.5 ± 0.5 mm

INPUT CONNECTOR:

CONFIGURATION:


EURO PLUG
CEE7/16, CLASS II



SPECIFICATIONS MAY CHANGE WITHOUT PRIOR NOTICE. CONSULT GLOBTEK CUSTOMER SERVICE FOR LATEST SPECIFICATIONS.



ISO 9001:2000 REGISTERED



0-19 Watts, Wall Plug-In, N.A., Japan, Europe, U.K., Australia, Universal Input, Single Output Family, Medical Class I & II

Part Number Ordering System (See Page 224)
Output Plug/Cord Options (See Page 189)



INDOOR USE ONLY



AUSTRALIA: W2A

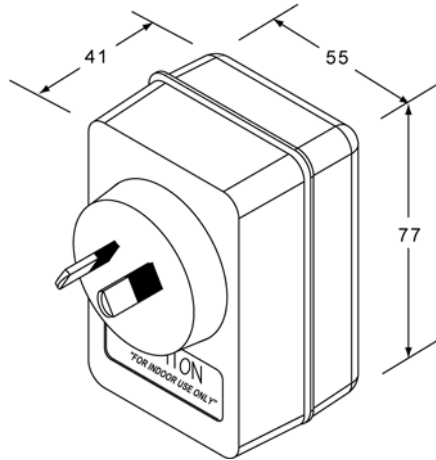
SIZE:

74 x 49 x 40.5
± 0.5 mm

INPUT CONNECTOR:

CONFIGURATION:

AS/NZ 3112
SAA PLUG,
2 BLADES



UNITED KINGDOM: W2U

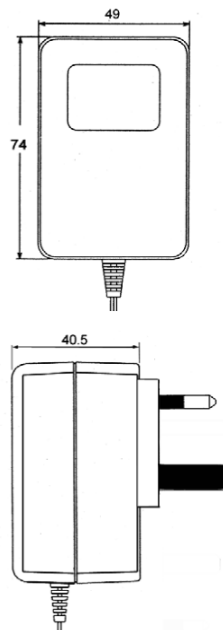
SIZE:

74 x 49 x 40.5 ± 0.5 mm

INPUT CONNECTOR:

CONFIGURATION:

BS 1363 / 3 PRONGS
(GROUND PRONG
FLOATING, USED FOR
MECHANICAL RIGIDITY)



SPECIFICATIONS MAY CHANGE WITHOUT PRIOR NOTICE. CONSULT GLOBTEK CUSTOMER SERVICE FOR LATEST SPECIFICATIONS.