





ISO 9001:2000  
REGISTERED



**150 Watts, Universal Input,  
Single Output Switchers**



**ELECTRICAL SPECIFICATIONS:**

**INPUT VOLTAGE RANGE:**  
UNIVERSAL INPUT FROM 100VAC TO 240VAC

**INPUT CURRENT:**  
4.0 MAXIMUM

**INPUT FREQUENCY RANGE:**  
47HZ TO 63HZ

**INRUSH CURRENT:**  
30A MAXIMUM AT 120VAC AND 60A MAXIMUM AT 230VAC

**OUTPUT LOAD REGULATION:**  
+/- 2% MEASURED AT OUTPUT CONNECTOR END

**INPUT REGULATION:**  
+/- 1.0% OUTPUT MEASURED AT OUTPUT CONNECTOR

**TRANSIENT RESPONSE:**  
MAXIMUM OUTPUT DEVIATION OF +/-5% OF NOMINAL OUTPUT FOR A 0% TO 25% STEP LOAD, 500ms TYPICAL RESPONSE TIME

**OUTPUT SHORT CIRCUIT PROTECTION:**  
HICCUP MODE WITH AUTO RECOVERY ONCE FAULT DISAPPEARS

**OVERLOAD PROTECTION:**  
POWER SUPPLY IS OUTPUT POWER LIMITED, HICCUP MODE

**FULL LOAD EFFICIENCY:**  
78% TYP. @ FULL LOAD 115V, DEPENDING ON OUTPUT VOLTAGE

**HOLD-UP TIME:**  
25ms MINIMUM AT FULL LOAD, 115V INPUT

**SWITCHING FREQUENCY:**  
100 KHZ TYPICAL

**SWITCHING FREQUENCY OUTPUT RIPPLE:**  
LESS THAN 1% OF OUTPUT VOLTAGE, TYPICAL

**OPERATING TEMPERATURE:**  
-0°C TO 50°C, DERATE OUTPUT AT 3% PER DEGREE C FROM 50°C TO 70°C

**TEMPERATURE COEFFICIENT:**  
+ / - 0.02%/C TYPICAL

**EARTH LEAKAGE CURRENT:**  
LESS THAN 300uA AT 264Vac

**ISOLATION VOLTAGE:**  
PRIMARY TO SECONDARY: 5656VDC  
PRIMARY TO EARTH: 2121VDC

**INPUT PROTECTION:**  
DUAL FUSING , LINE AND NEUTRAL FOR MEDICAL GRADE

**SAFETY AGENCY APPROVALS: (PENDING)**  
EN60601 AND UL60601, CB REPORT AND CE MARK

**CLASSIFICATION ACCORDING TO THE TYPE OF PROTECTION AGAINST ELECTRIC SHOCK:**  
CLASS I

**CLASSIFICATION ACCORDING TO THE DEGREE OF PROTECTION AGAINST HARMFUL INGREGES OF WATER:**  
IPX0

**MODE OF OPERATION:**

CONTINUOUS

**CLASSIFICATION ACCORDING TO THE DEGREE OF SAFETY APPLICATION IN THE PRESENCE OF FLAMMABLE ANESTHETIC:**  
POWER SUPPLY CANNOT BE USED IN PRESENCE OF FLAMMABLE ANESTHETIC

**RELATIVE HUMIDITY:**  
NON-CONDENSING; 5% TO 90% RH

**WEIGHT:**  
25 LB MAXIMUM

**MTBF MIL-HDBK-217F:**  
200K HRS 25C FULL LOAD, 115V INPUT VOLTAGE

**MODEL DESCRIPTION:**

GT(M)9250P753.3 TO 15048-X.X  
GT: GLOBTEK SERIES CODE  
M: MEDICAL GRADE; REPLACE WITH "-" (DASH) FOR I.T.E. GRADE  
9250P: SERIES DESIGNATOR  
753.3 TO 15048: 75W 3.3V TO 150W 48V, DESCRIBES OUTPUT POWER AND OUTPUT VOLTAGE  
-X.X: USE ONLY TO SPECIFY OUTPUT VOLTAGE DEVIATION FROM STANDARD MODEL  
BY SUBTRACTING X.X VOLTS FROM STANDARD OUTPUT VOLTAGE  
EXAMPLE; REQUIRED VOLTAGE IS 10V; MODEL: GTM9250P25012-2.0  
-X.X IS NOT REQUIRED FOR STANDARD OUTPUT VOLTAGES  
F-: "F" SYMBOL IS NOT USED IN 150W VERSION, ONLY FOR 250W AND 290W  
S: STANDARD CONFIGURATION; INPUT HEADER ON BOARD AND OUTPUT TERMINAL BLOCK  
M: INPUT AND OUTPUT HEADER ON BOARD  
HIXXX: INPUT WIRE HARNESS AND OUTPUT TERMINAL BLOCK. XXX IS A CODE FROM 000 TO 999 ASSIGNED TO INDICATE WIRE HARNESS LENGTH. MAXIMUM HARNESS LENGHT IS 200mm.  
HOXXX: INPUT HEADER ON BOARD AND OUTPUT WIRE HARNESS. XXX IS A CODE FROM 000 TO 999 ASSIGNED TO INDICATE WIRE HARNESS LENGTH. MAXIMUM HARNESS LENGHT IS 200mm.  
HIOXXX: INPUT AND OUTPUT WIRE HARNESS. XXX IS A CODE FROM 000 TO 999 ASSIGNED TO INDICATE WIRE HARNESS LENGTH. MAXIMUM HARNESS LENGHT IS 200mm.  
HIHXXX: INPUT WIRE HARNESS AND OUTPUT HEADER ON BOARD.  
NOTE: DUE TO CURRENT HANDLING LIMITATION OF THE OUTPUT CONNECTOR, M, HOXXX, HIOXXX AND HIHXXX ARE AVAIL-ABLE ONLY FROM 7.5V TO 48V OUTPUTS.

**OUTPUT VOLTAGE / CURRENT:  
150 WATTS MODELS, NATURAL CONVECTION**

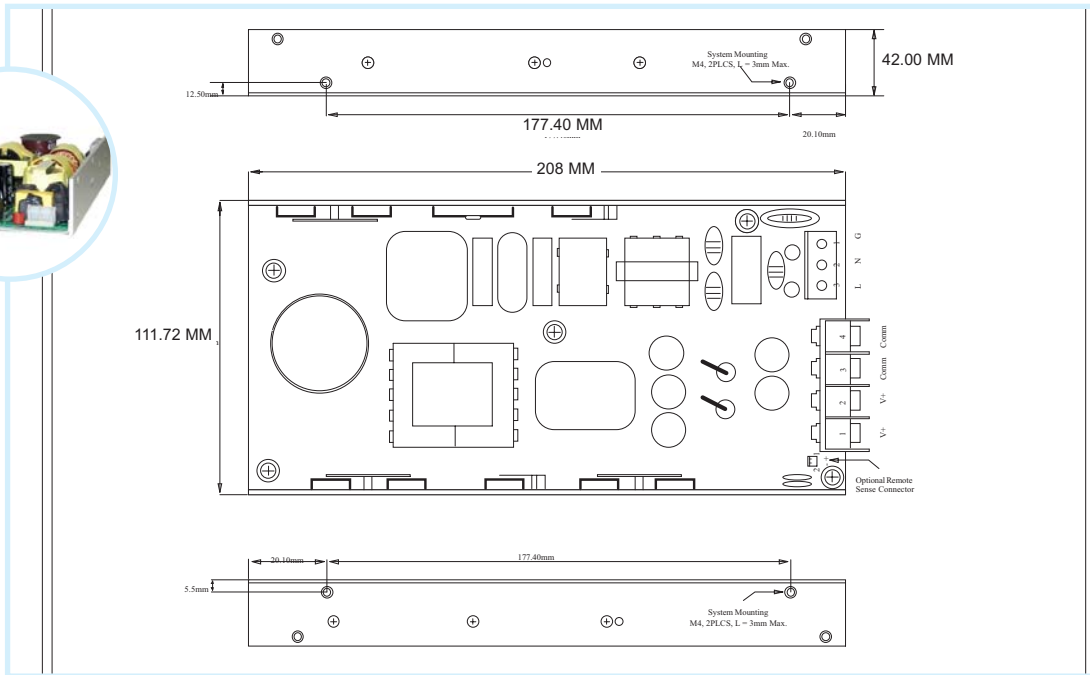


MODEL NUMBER	OUTPUT VOLTAGE (VDC)	OUTPUT CURRENT (A)	RATED OUTPUT POWER (W)
GTM9250P753.3F- [S or M or HIXXX or HOXXX or HIOXXX or HIHXXX]	+3.30	0 - 22.72	0 - 75
GTM9250P1005.0-X.XF- [S or M or HIXXX or HOXXX or HIOXXX or HIHXXX]	+5.00	0 - 20.00	0 - 100
GTM9250P1007.5-X.XF- [S or M or HIXXX or HOXXX or HIOXXX or HIHXXX]	+7.50	0 - 13.33	0 - 100
GTM9250P1509.0-X.XF- [S or M or HIXXX or HOXXX or HIOXXX or HIHXXX]	+9.00	0 - 16.67	0 - 150
GTM9250P15012-X.XF- [S or M or HIXXX or HOXXX or HIOXXX or HIHXXX]	+12.00	0 - 12.50	0 - 150
GTM9250P15015-X.XF- [S or M or HIXXX or HOXXX or HIOXXX or HIHXXX]	+15.00	0 - 10.00	0 - 150
GTM9250P15018-X.XF- [S or M or HIXXX or HOXXX or HIOXXX or HIHXXX]	+18.00	0 - 8.33	0 - 150
GTM9250P15024-X.XF- [S or M or HIXXX or HOXXX or HIOXXX or HIHXXX]	+24.00	0 - 6.25	0 - 150
GTM9250P15036-X.XF- [S or M or HIXXX or HOXXX or HIOXXX or HIHXXX]	+36.00	0 - 4.17	0 - 150
GTM9250P15048-X.XF- [S or M or HIXXX or HOXXX or HIOXXX or HIHXXX]	+48.00	0 - 3.12	0 - 150

SPECIFICATIONS MAY CHANGE WITHOUT PRIOR NOTICE. CONSULT GLOBTEK CUSTOMER SERVICE FOR LATEST SPECIFICATIONS.




ISO 9001:2000  
REGISTERED

**150 Watts, Universal Input,  
Single Output Switchers**

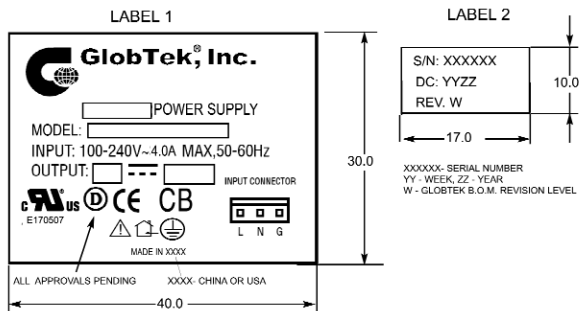


**ENCLOSURE**

**CONFIGURATION:**  
OPEN FRAME SWITCHING POWER SUPPLY, WITH MOUNTING HOLES POSITIONED AS SHOWN ABOVE.



- INPUT:**  
3 PIN MOLEX FRICTION LOCK HEADER  
MOLEX PN: 26-60-4050 WITH PIN  
2 + 4 REMOVED MATES  
WITH PN: 09-50-3051  
PIN 1: GROUND  
PIN 3: AC NEUTRAL  
PIN 5: AC LINE  
**OUTPUT:**  
4 PIN TERMINAL BLOCK  
PIN 1,2: V+  
PIN 3,4: COMM  
CON 3: REMOTE SENSE CONNECTOR,  
MOLEX 22-28-0020  
MATES WITH MOLEX PN: 22-01-2021  
PIN 1: +SENSE; PIN2: -SENSE



SPECIFICATIONS MAY CHANGE WITHOUT PRIOR NOTICE. CONSULT GLOBTEK CUSTOMER SERVICE FOR LATEST SPECIFICATIONS.